



### Industry's most powerful Wireless 802.11AC Wave 2 tri-band Access Point with NETGEAR Insight management

One of the most problematic situations for any network owner/manager is when the infrastructure runs out of resources and bandwidth and forklift upgrades are needed to remedy the situation. Not any more with The NETGEAR® AC3000 Tri-band WiFi Business Access Point WAC540. It is a sophisticated access point with 3 radios that can handle any situation where there are large number of WiFi clients demanding service. Office locations with hundreds of employees with multiple devices (laptop, notepad and smart phones) can enjoy WAC540's performance and coverage together with the ease of use that comes with Insight to overcome all demanding situations when designing and provisioning networks.

Advanced features such as port aggregation together with PoE power allows WAC540 to utilize a bundled gigabit Ethernet for backhaul when powered via Ethernet PoE ports while dedicating its 5G 4x4 radio for servicing even more clients.

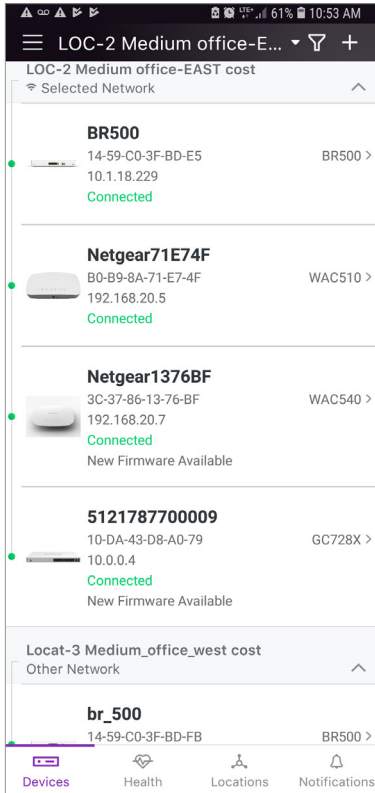
Whether your business requires the WiFi network to support the users with office and CRM and instant messaging tools, handling VoIP calls or hosting live video on smart WiFi TVs around the office, WAC540 has the power to keep all of these applications running smoothly.

Finally, the WAC540 is managed by NETGEAR Insight, for a more intuitive and innovative support, with no need for extra management hardware from anywhere through a smart device such as a phone, tablet or a laptop. WAC540 comes with 5 years limited warranty, and 90 days of support including 90-days chat.

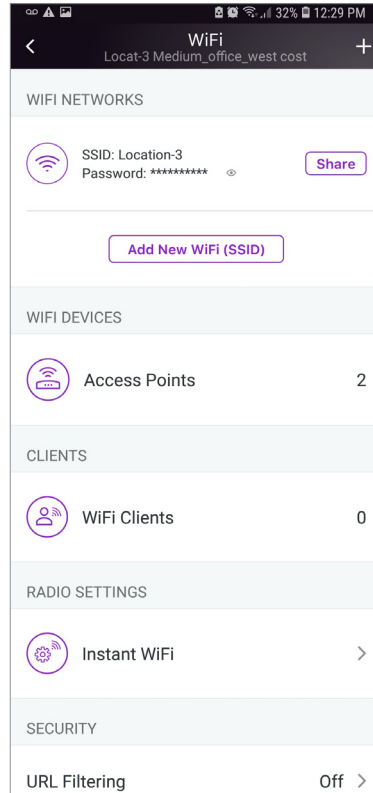
### Business Features for higher speed, higher coverage and higher density WiFi

- Remote Cloud management and monitoring through the Insight app or Cloud Portal<sup>1</sup>
- Easy installation through the NETGEAR Insight management solution
- Loadbalancing: Client load balancing based on channel utilization. Advanced features for network administrator to fine tune the load balancing for their deployments via Rx RSSI and max client threshold settings.
- Bandsteering: Adaptive client band steering to help wireless clients connect to the least congested wireless network.
- Mobility: OKC (Opportunistic Key Caching) based layer 2 fast roaming. Supports Assisted Roaming for clients using 802.11kv.
- Max clients: Supports up to 600 wireless clients.
- Dual Ethernet: Supports link aggregation for increased backhaul bandwidth.
- Simultaneous Tri-band WiFi
  - Radio 1: IEEE® 802.11b/g/n 2.4GHz 256QAM support (400Mbps)
  - Radio 2: IEEE® 802.11a/n/ac 5GHz 256QAM support (866Mbps)
  - Radio 3: IEEE® 802.11a/n/ac 5GHz 256QAM support (1733Mbps)
- MU-MIMO: Full MU-MIMO support. The AP can communicate simultaneously with its 3 radios (4x4, 2x2, 2x2) allowing a larger number of clients to be serviced simultaneously.
- Airtime fairness: Improves network performance in environments with a mix of older wireless clients (using the IEEE 802.11a, 802.11b, or 802.11n wireless standards) and newer wireless clients (using the IEEE 802.11ac wireless standard).
- Instant WiFi: With Insight management, the access points will automatically tune to best channel and Tx power based on the dynamics of WiFi environments.
- Powered by PoE+ or DC power adapter (PoE+ switch and AC/DC power sold separately)
- Gigabit ports for wired connection to switch for easy installation
- Compact and elegant design stylishly blends into the environment
- 5 year warranty, 90 days of chat support where available

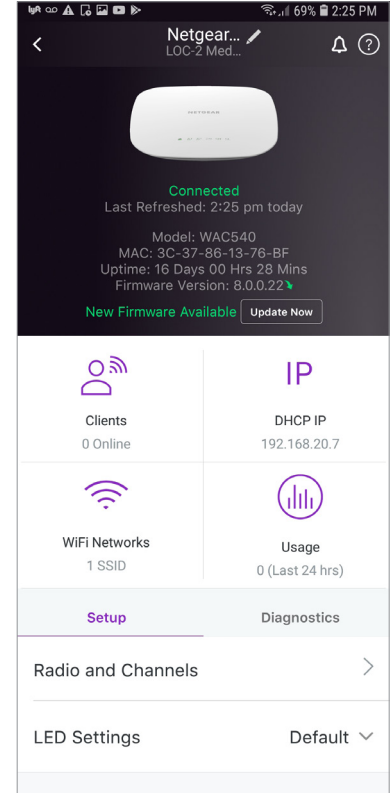
<sup>1</sup> Insight Cloud Portal is available with the Insight Premium subscription (or InsightPro for resellers/MSP only)



Network Selections




Configuration



Monitoring

## Target Applications

Connect more devices at faster speeds



### Product Comparison

Features	WAC505	WAC510	WAC540
Frequency	2.4GHz and 5GHz	2.4GHz and 5GHz	2.4GHz and 5GHz
Wireless Mode (Transmit x Receive)	802.11ac (2x2)	802.11ac (2x2)	802.11ac (2x2) /802.11ac (4x4)
802.11ac Wave	Wave 2	Wave 2	Wave 2
Multi-User MIMO	Yes	Yes	Yes
Maximum Theoretical Throughput	1.2Gbps AC1200	1.3Gbps AC1300	3Gbps AC3000
Maximum Throughput (2.4/5GHz)	300/867Mbps (2.4/5GHz)	400/867Mbps (2.4/5GHz)	400/867/1733Mbps (2.4/5/5GHz)
Power over Ethernet (PoE)	IEEE 802.3af/at	IEEE 802.3af/at	IEEE 802.3at
PoE Power Consumption	8.9 Watts	9.3 Watts	25.5 Watts
Centralized Management	Standalone - Insight app/Webportal	Standalone - Insight app/Webportal	Standalone - Insight app/Webportal
SNMP	v1, v2c	v1, v2c	v1, v2c
Secure Socket Layer (SSL)	Yes	Yes	Yes
Router Mode	No	Yes	No
Repeater	Yes	Yes	Yes
Bridge point-to-point/multi-point	Yes	Yes	Yes
Simultaneous bridge & wireless client association	Yes	Yes	Yes
Separate bridge and access point		Yes	Yes
Antenna	Internal 3/4dBi (2.4/5GHz)	Internal 3/6dBi (2.4/5GHz)	Internal 3/4dBi (2.4/5GHz)
WiFi Protected Access (WPA/WPA2), 802.11i	Yes	Yes	Yes
MAC address filtering with access control	Yes	Yes	Yes
802.1x RADIUS support with EAP TLS, TTLS, PEAP	Yes	Yes	Yes
Rogue AP detection	Yes	Yes	Yes
Block SSID Broadcast	Yes	Yes	Yes
VLAN Support	Yes	Yes	Yes
Guest Network/Captive Portal	Yes	Yes	Yes
Easy ceiling mounting/wall mouting	Yes	Yes	Yes
Bandwidth management	Yes	Yes	Yes
Link Layer Discovery Protocol	Yes	Yes	Yes
Bandsteering	Yes	Yes	Yes
Airtime fairness	Yes	Yes	Yes
Loadbalancing	Yes	Yes	Yes
Centralized Auto Tx Power and Auto Channel configuration done by Insight Instant WiFi	Yes	Yes	Yes
Mobility: OKC for Layer 2 fast roaming	Yes	Yes	Yes
Max clients	64	128	Yes (Supports up to 600 wireless clients)
Dual Ethernet	No	Yes (1 LAN, 1 WAN)	Yes

### Technical Specifications

#### Standards

- IEEE 802.11ac Wave 2 standard
- WMM Wireless Multimedia Prioritization
- WDS Wireless Distribution System
- Power over Ethernet (PoE+) IEEE 802.3at

#### Physical Specifications

- Physical Dimensions (W x D x H): 9.51 x 9.51 x 1.58 in (241.53 x 241.53 x 40.21mm)
- Weight: 1.66lb (752g)

#### Physical Interfaces

- Two (LAN) 10/100/1000BASE-T Gigabit Ethernet (RJ-45) ports with Auto Uplink™ (Auto MDI-X) supporting IEEE 802.3at Power over Ethernet (PoE+) and Link Aggregation to bind the two ports
- Power adapter included only with WAC540PA: 12V DC, 2.5A; plug is localized to country of sale
- Six (6) LED: Power/Insight, LAN1, LAN2, 2.4GHz, 5GHz low, 5G high

#### Security

- WPA/WPA2-PSK support
- Support WPA-enterprise Radius server configuration for both security and accounting

#### Network Management

- NETGEAR Insight Management for setup, monitoring and management
- SNMP v1, v2

#### Advanced Wireless

##### Wireless Distribution System (WDS)

- Bridge mode: Point-to-point wireless
- Bridge mode: Point-to-multipoint wireless
- Repeater mode
- Adjustable Transmit Power Control (TPC)

##### Device detection

- Identify type of wireless clients in the network

#### Package Contents

- NETGEAR Insight™ Managed Smart Cloud Tri-Band 4x4 Wireless Router Access Point (WAC540) for easy management
- Wall/ceiling mount kit
- Installation guide

#### Warranty

- 5-year limited hardware warranty\*, with Next Business Day (NBD) hardware replacement
- ProSUPPORT® 90-days Chat Technical Support (Remote diagnostics performed by our technical experts for prompt resolution of technical issues).
- ProSUPPORT 90 days (24/7) Live Phone Technical Support during business hours.

#### Ordering Information

- WAC540-100NAS
- WAC540-10000S
- WAC540PA-100NAS

\* This product comes with a limited warranty that is valid only if purchased from a NETGEAR authorized reseller, and covers unmodified hardware, fans and internal power supplies – not software or external power supplies, and requires product registration at <https://www.netgear.com/business/registration> within 90 days of purchase; see <https://www.netgear.com/about/warranty> for details. Intended for indoor use only.